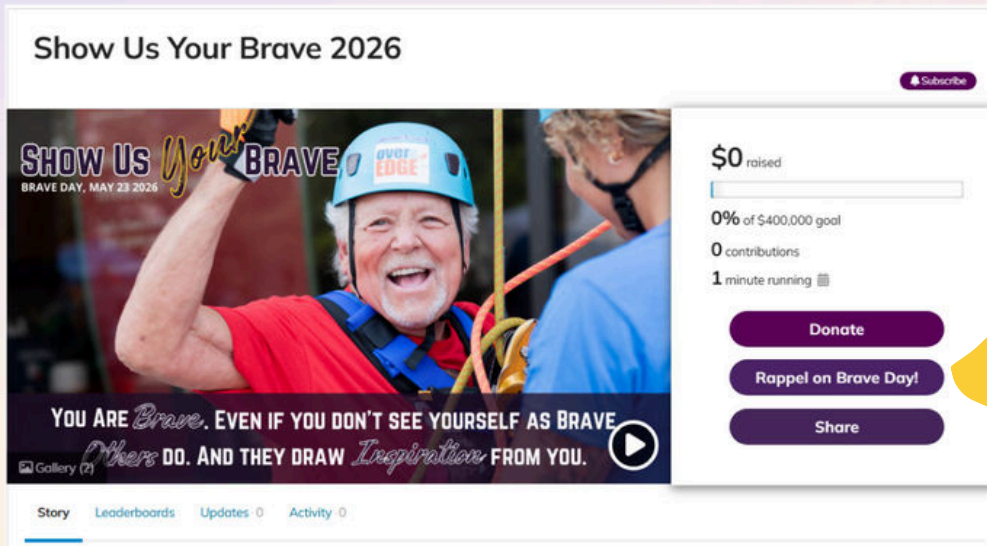


# SHOW US *Your* BRAVE

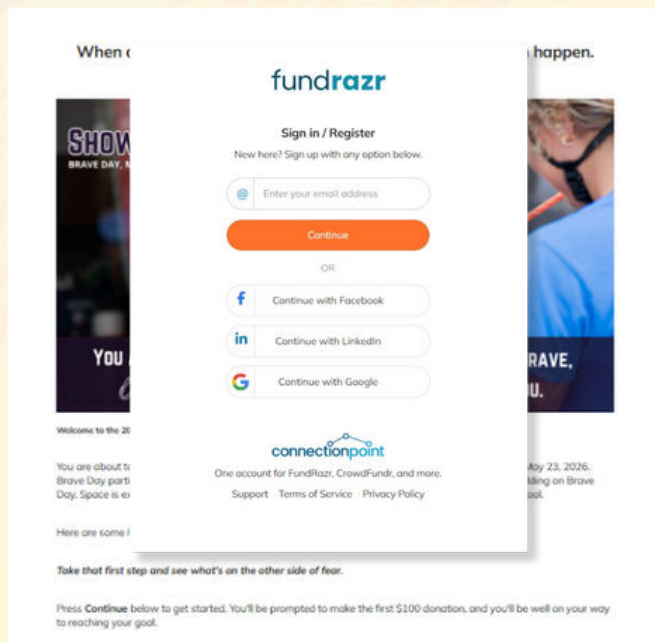
## Brave Day Participant Quick Start Guide

Using this quick start guide, you'll be registered for Brave Day in no time! This is your simple step-by-step guide to get your participant page live, customized, and ready to share with the world.

**1 REGISTER** by clicking the light purple button at this link: [fundrazr.com/ShowUsYourBrave](https://fundrazr.com/ShowUsYourBrave)



**2 CREATE** your profile on Fundrazr, the official fundraising platform for Show Us Your Brave.



<https://fundrazr.com/ShowUsYourBrave>

# SHOW US *Your* BRAVE

3

**ANSWER** the questions, sign the waiver, and read our terms & agreements (required for all Brave Day participants).

Are you 18+? If not, let us know so you can sign a waiver on event day.

☐ Yes  
☐ No

All participants under 18 must sign a waiver on event day with a parent or guardian present.

Weight Confirmation

☐ I confirm that I am between 100 and 300 lbs. \*

This is the weight requirement for safety reasons for any rappellers.

You will be required to provide an initial \$100 donation to start your Brave Day participation fundraising.

☐ Please check to confirm. \*

Do you have a severe allergy, medical condition, or may need accommodations on event day?

This is helpful information for scheduling & instructional purposes. We do our best to accommodate any requests.

Waiver [Signature required](#)


[Click here to read our terms & agreements.](#) Viewing required

\*Required by Windsor Cancer Centre Foundation.

[Back](#) [Save & continue](#)

4

**CONTINUE** to payment and add a fun message with your contribution!

 **Contribute to Erin, is Showing Their Brave for local cancer care.**  
By Erin McClary  
Funds go to Windsor Cancer Centre Foundation

Care to top it up?

Will you add a little extra to your contribution?

Amounts are in CAD.


Your name

☐ Hide your name from the public [?](#)  
☐ Hide your contribution amount from the public [?](#)


Your email address

Your message

Have a promo code? [Enter it now](#)

 <b>Rappeller Registration Fee</b> \$100.00 CAD Quantity: 1	\$100.00 CAD
Cover the processing fees (optional): <a href="#">No thanks</a>	\$0.00 CAD
Support free fundraising on FundRazr (optional): <a href="#">No thanks</a>	\$0.00 CAD
<b>Total to pay</b>	<b>\$100.00 CAD</b>


[Cancel](#) [Back](#) [Continue](#)



<https://fundrazr.com/ShowUsYourBrave>

# SHOW US *Your* BRAVE

5 **FILL IN** the required information for your contribution for tax receipt purposes.

 Contribute to Erin, is Showing Their Brave for local cancer care.  
By Erin McClary  
Funds go to Windsor Cancer Centre Foundation

Windsor Cancer Centre Foundation requests some further information, why?

Who was the contribution from? \*

☒ An individual  
☐ An organization

Windsor Cancer Centre Foundation issues a tax receipt to individuals and organizations.

Your details \*

Your first name \*  Your middle name  Your last name \*

Your Street address \*  Your City \*

Your Country \*  Your State or province \*  Zip/post code \*

Your phone number \*

Your date of birth  
Day  Month  Year

Your employer


[Clear form](#)


\*Required by Windsor Cancer Centre Foundation

[Cancel](#) [Back](#) [Continue](#)

Secure transaction

6 **PAY** the registration fee in order to launch your fundraising campaign.

 Contribute to Erin, is Showing Their Brave for local cancer care.  
By Erin  
Funds go to Windsor Cancer Centre Foundation

	<b>Clone of Rappeler Registration Fee</b> \$100.00 CAD Quantity: 1	\$100.00 CAD
Cover fees for the cause (optional) <a href="#">How it helps</a>		\$8.44 CAD <a href="#">Change</a>
<b>Total to pay</b>		<b>\$108.44 CAD</b>

[Cancel](#) [Back](#)

**Your payment options**

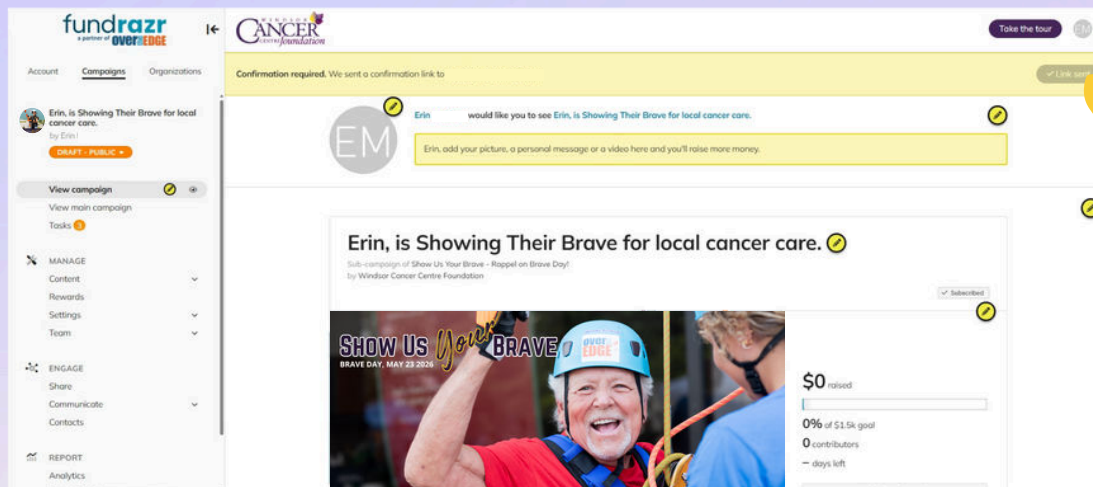
[PayPal](#)

☐ Debit or Credit Card

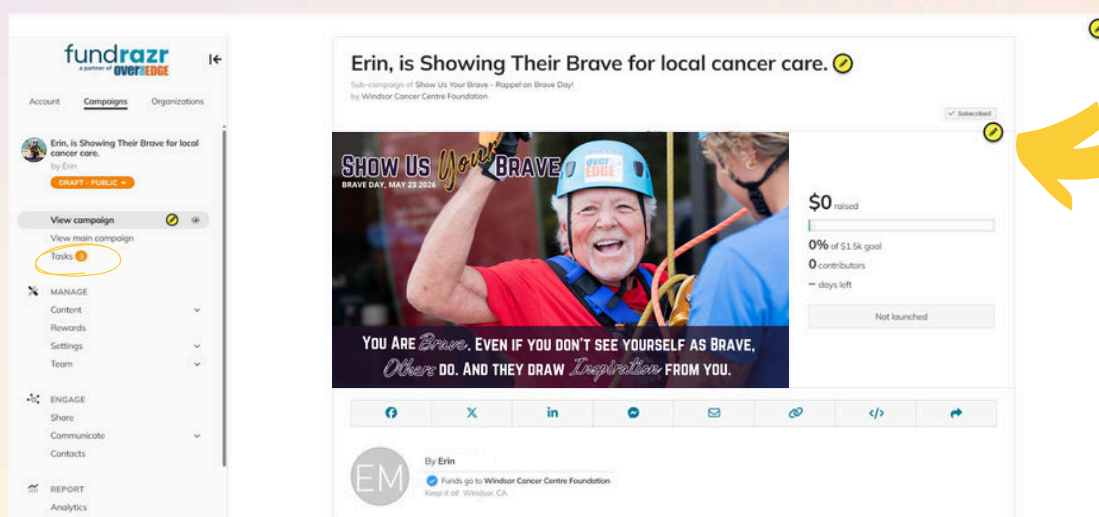
Powered by [PayPal](#)

# SHOW US *Your* BRAVE

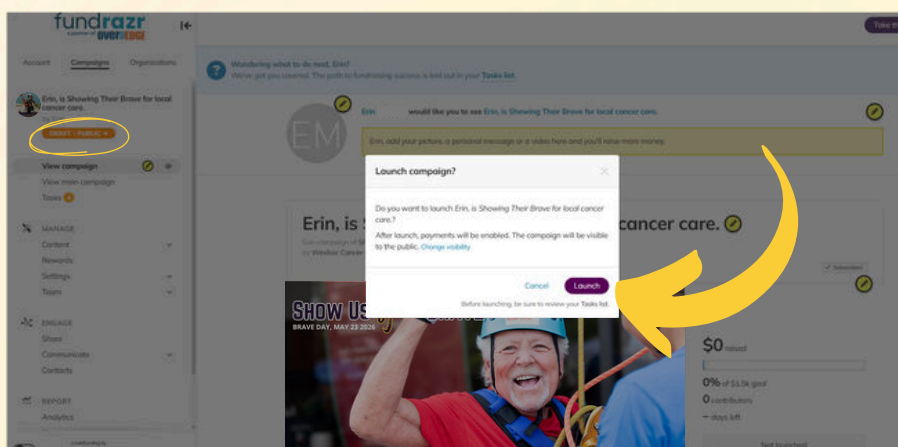
- 7 CONFIRM YOUR EMAIL** Check your inbox (or your junk folder) to verify your email address in order to launch your campaign.



- 8 ADMIRE YOUR WORK** Use Tasks on the left bar, to view tasks to personalize your page, and click on any of the yellow pencils to make changes. In the Story section, be sure to add your photo and share your "why" with the world



- 9 LAUNCH IT!** Make your campaign live by selecting DRAFT on the left bar and launching your page.

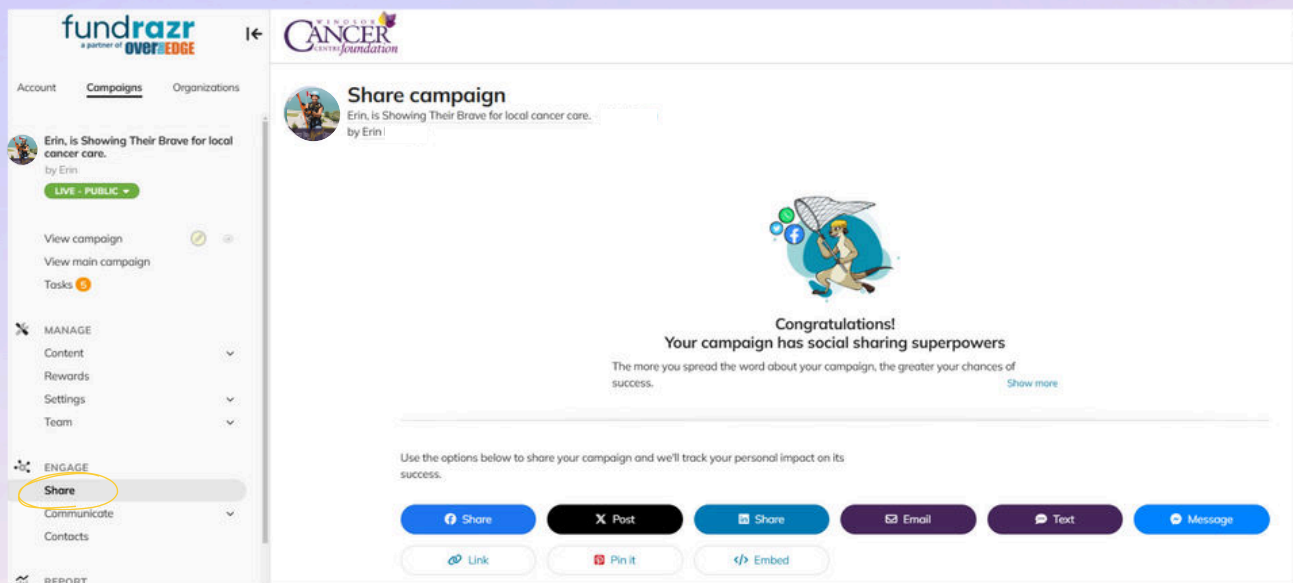




# SHOW US *Your* BRAVE

10

**SHARE YOUR PAGE** Use the quick social buttons to easily share on social media, or via email.



11

**START FUNDRAISING.** Your participant/campaign page is now live and ready to accept donations. Share your link with family and friends. You're \$100 closer to your \$1,500 goal!

